

BKS BOSTIK Bielsko-Biała 3 2 Joker Świecie				Set	Duration	Partial score			Score
Match BBK-SWE-1				Date	00:23	6-8	14-16	17-21	20-25
Hall				Time	00:23	6-8	12-16	17-21	18-25
City				Referees	00:29	8-4	16-9	21-17	25-22
				Spectators	00:30	5-8	16-15	21-19	25-23
				Receipts	00:17	5-2	10-8	12-9	15-11

	Set	Points					Vote	Serve			Reception			Attack			BK						
		1	2	3	4	5		Tot	BP	W-L	Tot	Err	Pts	Tot	Err	Pos% (Exc%)		Tot	Err	Blo	Pts	Pts%	Pts
01	Kazała Aleksandra	1	1	1	1	1	5.7	16	3	+8	16	1	.	21	2	33% (19%)	38	3	2	15	39%	1	
02	L Szczygłowska Aleksandra						7.1	.	.	-1	.	.	.	16	1	81% (56%)
03	Drużkowska Karolina						.	1	.	-1	4	3	1	1	1	33%	.	
06	Wawrzyniak Katarzyna						2
08	Janiuk Magdalena	5	5	5	5	5	6.3	11	4	+8	14	2	.	3	.	0% (0%)	17	1	.	8	47%	3	
10	Kossanyiova Andrea					
11	Dąbrowska Dagmara						5.5	1	1	.	9	1	1
13	Świrad Martyna	2	2	2	2	2	6.8	14	4	+9	16	3	19	.	2	10	53%	4	
16	L Drabek Kinga					
18	Orvošová Gabriela	3	3	3	3	3	6.3	16	7	+7	16	42	4	5	12	29%	4	
20	Witowska Dominika					
22	Szlagowska Weronika	4	4	4	4	4	5.5	18	3	+8	13	4	.	59	.	61% (41%)	57	4	2	18	32%	.	
23	Gajewska Natalia	6	6	6	6	6	5.9	1	1	.	12	1	4	.	.	1	25%	.	
Players total							78	23	+38	102	12	1	99	3	57% (37%)	182	13	12	65	36%	12		





	Points won	Ser	Atk	Blo	Op	Er
Coach Bartłomiej Piekarczyk	Set 1	1	14	1	4	20 6 1 25 1 64% (40%) 36 4 3 14 39% 1
Assistant Bartosz Sufa	Set 2	.	12	3	3	19 3 . 22 . 55% (32%) 39 2 4 12 31% 3
	Set 3	.	15	3	7	24 . . 20 2 50% (30%) 40 . 3 15 38% 3
	Set 4	.	15	3	7	25 1 . 21 . 57% (52%) 46 5 2 15 33% 3
	Set 5	.	9	2	4	14 2 . 11 . 55% (27%) 21 2 . 9 43% 2

	Set	Points					Vote	Serve			Reception			Attack			BK						
		1	2	3	4	5		Tot	BP	W-L	Tot	Err	Pts	Tot	Err	Pos% (Exc%)		Tot	Err	Blo	Pts	Pts%	Pts
01	Gorzkiwicz Martyna					
02	Urbanowicz Katarzyna					
03	Marcyniuk Katarzyna				5	5	5.5	10	6	+5	7	2	2	28	.	50% (29%)	25	2	1	7	28%	1	
06	Kukulska Adrianna	5	5	5			5.5	10	2	+3	11	2	.	24	.	38% (17%)	21	3	2	9	43%	1	
07	Brzoska Paulina	6	6	6	6	6	6.2	11	3	+10	8	.	.	2	.	0% (0%)	16	.	1	9	56%	2	
08	L Nowak Agata						5.5	.	.	-1	.	.	.	13	1	69% (15%)	
09	Sikorska Joanna	4	4	4	4	4	5.7	23	7	+13	16	1	60	6	3	22	37%	1	
10	Wenerska Katarzyna	1	1	1	1	1	5.5	3	.	+1	18	2	3	.	.	3	100%	.	
14	L Nowacka Pola					
15	Skrzypkowska Natalia	2	2	2	2	2	5.5	7	4	+1	15	1	.	21	.	57% (43%)	27	4	1	6	22%	1	
18	Kowalska Wiktoria					
19	Muszyńska Adrianna					
21	Urban Oliwia						5
95	Jurczyk Magdalena	3	3	3	3	3	6.5	13	5	+8	27	.	1	2	.	0% (0%)	14	1	4	6	43%	6	
Players total							77	27	+40	107	8	3	90	1	49% (26%)	166	16	12	62	37%	12		

	Points won	Ser	Atk	Blo	Op	Er
Coach Marcin Wojtowicz	Set 1	1	11	3	10	25 . 1 14 1 29% (14%) 31 4 1 11 35% 3
Assistant Mikołaj Mariaskin	Set 2	.	14	4	7	24 2 . 16 . 56% (25%) 30 1 3 14 47% 4
	Set 3	2	17	3	0	23 3 2 24 . 50% (21%) 44 4 3 17 39% 3
	Set 4	.	14	2	7	23 2 . 24 . 58% (38%) 44 5 3 14 32% 2
	Set 5	.	6	.	5	12 1 . 12 . 42% (25%) 17 2 2 6 35% .

BKS BOSTIK Bielsko-Biała				Joker Świecie							
Points	Reception	99		Kill on reception				Reception	90	Points	
S in Diff	Points SO	55		1st Attack AFTER POSITIVE RECEPTION (+#)				Points SO	50	S in Diff	
6 0	Each 1.8 receptions			Errors	Blo	Pts%	Tot	Errors	Blo	Pts%	Tot
5 +7	1 Point			3	3	43%	56	4	3	35%	43
4 -6				1st Attack AFTER NEGATIVE RECEPTION (-!)				Each 1.8 receptions		6 -10	
3 -2	Serve	102		Errors	Blo	Pts%	Tot	Errors	Blo	Pts%	Tot
2 -5	Points BP	23		6	3	31%	35	4	4	49%	41
1 +3	Each 4.43 serves			Attack on dig				1 Point		4 +1	
	1 Break point			Errors	Blo	Pts%	Tot	Errors	Blo	Pts%	Tot
				4	6	33%	91	9	4	33%	82
				Serve				107		3 +2	
				Points BP				27		2 0	
				Each 3.96 serves						1 -1	
				1 Break point							

BP Break point
Err Errors
Pos% Positive +#
W-L Won-Lost
Pts Points
Blo Blocked
Exc Excellent

 Substitute
 Starting lineup
 Starting setter
 Starting serve