

BKS BOSTIK Bielsko-Biała <b>3</b> <b>2</b> ŁKS Commercecon Łódź				Set	Duration	Partial score			Score
Match <b>BBK-LKS</b>				1	00:36	6-8	12-16	21-20	<b>27-29</b>
Hall				2	00:27	6-8	11-16	15-21	<b>18-25</b>
City				3	00:29	8-3	16-12	20-21	<b>25-21</b>
Date <b>06/12/2020</b>				4	00:27	8-7	16-13	21-18	<b>25-21</b>
Time <b>20:30</b>				5	00:21	3-5	9-10	12-11	<b>15-13</b>
Spectators									
Referees									
Receipts									

	Set	1	2	3	4	5	Vote	Points			Serve			Reception			Attack			BK			
								Tot	BP	W-L	Tot	Err	Pts	Tot	Err	Pos% (Exc%)	Tot	Err	Blo		Pts	Pts%	Pts
01 Kazała Aleksandra		1	1	1	1	1	5.7	18	6	+12	18	1	.	40	1	50% (28%)	45	.	4	17	38%	1	
02 L Szczygłowska Aleksandra							.	.	.	.	.	.	.	.	.	.	.	.	.	.	.	.	.
03 Družkowska Karolina							.	.	.	.	.	.	.	.	.	.	3	.	.	.	.	0%	.
06 Wawrzyniak Katarzyna				6	6	6	6.2	.	.	.	12	.	.	.	.	.	.	.	.	.	.	.	.
08 Janiuk Magdalena		5	5				8.5	4	1	+4	4	.	.	.	.	.	7	.	.	2	29%	2	
10 Kossanyiova Andrea		4	4				5.9	6	3	+1	8	.	1	18	.	50% (33%)	18	1	4	4	22%	1	
11 Dąbrowska Dagmara							.	.	.	-2	2	1	.	2	1	50% (50%)	1	.	.	.	.	0%	.
13 Świrad Martyna		2	2	5	5	5	5.5	9	2	+3	14	2	.	1	.	0% (0%)	26	3	1	7	27%	2	
16 L Drabek Kinga							5.5	.	.	.	.	.	.	22	.	59% (32%)	.	.	.	.	.	.	.
18 Orvošová Gabriela		3	3	3	3	3	6.7	28	9	+18	17	2	.	.	.	.	49	1	7	22	45%	6	
20 Witowska Dominika			2	2	2		6.3	7	4	+5	12	.	1	1	1	0% (0%)	8	1	.	4	50%	2	
22 Szlagowska Weronika			4	4	4		5.9	13	4	+6	15	1	.	18	1	56% (33%)	27	3	2	11	41%	2	
23 Gajewska Natalia		6	6				5.5	1	.	+1	7	.	.	.	.	.	.	.	.	.	.	.	1
<b>Players total</b>							<b>86</b>	<b>29</b>	<b>+48</b>		<b>109</b>	<b>7</b>	<b>2</b>	<b>102</b>	<b>4</b>	<b>52% (30%)</b>	<b>184</b>	<b>9</b>	<b>18</b>	<b>67</b>	<b>36%</b>	<b>17</b>	





	Points won	Ser	Atk	Blo	Op	Er
Coach Bartłomiej Piekarczyk	Set 1	1	16	4	6	28 2 1 27 . 52% (22%) 53 1 9 16 30% 4
Assistant Bartosz Sufa	Set 2	.	12	3	3	18 2 . 24 2 50% (33%) 31 2 4 12 39% 3
	Set 3	1	15	3	6	25 . 1 19 1 53% (37%) 40 3 3 15 38% 3
	Set 4	.	15	3	7	24 2 . 20 . 55% (35%) 33 1 1 15 45% 3
	Set 5	.	9	4	2	14 1 . 12 1 50% (25%) 27 2 1 9 33% 4

	Set	1	2	3	4	5	Vote	Points			Serve			Reception			Attack			BK			
								Tot	BP	W-L	Tot	Err	Pts	Tot	Err	Pos% (Exc%)	Tot	Err	Blo		Pts	Pts%	Pts
01 Osadchuk Katarina							.	.	.	.	.	.	.	.	.	.	.	.	.	.	.	.	
04 Pacak Joanna							5.5	.	.	-1	6	1	.	.	.	.	2	.	.	.	.	0%	.
06 Wójcik Aleksandra		1	6	4	1	4	5.5	11	1	+3	19	1	.	30	.	60% (33%)	39	3	4	11	28%	.	
07 Lazović Katarina							5.5	2	1	-3	5	2	.	12	.	58% (33%)	17	.	3	2	12%	.	
08 Pasznik Aleksandra							.	.	.	.	.	.	.	.	.	.	.	.	.	.	.	.	.
09 Ninkovic Nadja		2	1	5	2	5	6.3	10	2	+7	17	2	.	.	.	.	11	.	1	7	64%	3	
10 Wawrzyńczyk Agata							.	2	1	+1	.	.	.	.	.	.	5	1	.	2	40%	.	
12 Bongaerts Britt		3	2	6	3	6	6.8	10	5	+8	24	1	2	.	.	.	8	.	1	3	38%	5	
13 L Strasz Krystyna							.	.	.	.	.	.	.	.	.	.	.	.	.	.	.	.	.
15 Alagierska Klaudia		5	4	2	5	2	6.7	16	7	+13	15	.	.	1	.	100% (100%)	17	2	1	8	47%	8	
17 Laszczyk Oliwia							.	.	.	.	.	.	.	.	.	.	.	.	.	.	.	.	.
18 Zaroślińska-Król Katarzyna		6	5	3	6	3	5.6	24	7	+14	14	.	1	.	.	.	59	5	5	22	37%	1	
19 Drózd Natalia							.	.	.	.	.	.	.	.	.	.	.	.	.	.	.	.	.
27 Kalandadze Anna		4	3	1	4	1	5.9	17	9	+10	10	1	1	32	1	25% (9%)	28	3	2	15	54%	1	
33 L Saad Magdalena							5.6	.	.	-1	.	.	.	27	1	63% (56%)	.	.	.	.	.	.	
<b>Players total</b>							<b>92</b>	<b>33</b>	<b>+51</b>		<b>110</b>	<b>8</b>	<b>4</b>	<b>102</b>	<b>2</b>	<b>50% (32%)</b>	<b>186</b>	<b>14</b>	<b>17</b>	<b>70</b>	<b>38%</b>	<b>18</b>	

	Points won	Ser	Atk	Blo	Op	Er
Coach Masek Michal	Set 1	.	17	9	3	28 1 . 26 1 38% (19%) 49 5 4 17 35% 9
Assistant Bartłomiej Bartodziejski	Set 2	2	14	4	5	25 1 2 16 . 63% (38%) 28 2 3 14 50% 4
	Set 3	1	14	3	3	21 2 1 25 1 52% (44%) 46 4 3 14 30% 3
	Set 4	.	17	1	3	22 2 . 22 . 55% (27%) 36 3 3 17 47% 1
	Set 5	1	8	1	3	14 2 1 13 . 46% (38%) 27 . 4 8 30% 1

BKS BOSTIK Bielsko-Biała				ŁKS Commercecon Łódź							
Points	Reception	102		Kill on reception				Reception	102	Points	
S in Diff	Points SO	57		1st Attack AFTER POSITIVE RECEPTION (+#)				Points SO	59	S in Diff	
6 +4	Each 1.79 receptions			Errors	Blo	Pts%	Tot	Errors	Blo	Pts%	Tot
5 -4	1 Point			3	4	46%	52	51	47%	5	5
4 -1				1st Attack AFTER NEGATIVE RECEPTION (-!)							
3 +3	Serve	109		Errors	Blo	Pts%	Tot	Errors	Blo	Pts%	Tot
2 -3	Points BP	29		4	3	28%	40	43	44%	2	3
1 +2	Each 3.76 serves			Attack on dig				Each 3.33 serves			
	1 Break point			Errors	Blo	Pts%	Tot	Errors	Blo	Pts%	Tot
				2	11	35%	92	92	29%	10	6

BP Break point  
 Err Errors  
 Pos% Positive +#  
 W-L Won-Lost  
 Pts Points  
 Blo Blocked  
 Exc Excellent

 Substitute  
 Starting lineup  
 Starting setter  
 Starting serve